



EPACO™ SYSTEM ENCLOSURES

DESCRIPTION

The modular design of Fike's EPACO system allows the components to be installed in the areas that they will be required, such as at the process and in the control room.

- Order Din rails separately
- Mounting lugs and padlockable handle kits included with enclosures
- All are CSA and UL approved

STANDARD FEATURES AND SPECIFICATIONS

Nema 4 Carbon Steel/Stainless Steel:

- Formed 14 gauge carbon or stainless steel
- Finish: ANSI/ASA 61 gray powder coat finish (carbon steel enclosures) or natural stainless steel with smooth brushed finish (stainless steel enclosures)
- Plexiglass viewing window
- Oil resistant gasket

Nema 4X Fiberglass:

- Stainless steel door fastener with padlocking provision and mounting feet
- Hot compression molded fiberglass reinforced thermoset polyester
- Full length stainless steel hinge
- Scratch and abrasion resistant UVA acrylic flush bonded window
- Color: Gray

Nema 7 and 9:

- Copper-free aluminum with plated steel cover screws
- Maximum conduit size 2"
- Mechanically fastened gasket
- **Hazard Rating:**
 - Class I, Div. 1 & 2, Groups C, D
 - Class I, Zone 1 & 2, Groups IIB, IIA
 - Class II, Div. 1 & 2, Groups E, F, G
 - Class III

Nema 9:

- Copper-free aluminum
- Stainless steel cover screws
- Maximum conduit size 2"
- Mechanically fastened gasket
- **Hazard Rating:**
 - Class II, Div. 1 & 2, Groups E, F, G
 - Class III



P/N	Outside Dimensions In Inches	Back Panel	Material	Window	Listings			
	H x W x D				Nema 4	Nema 4x	Nema 9	Nema 7
E10-0080	10 x10 x 6	7 x 7	AL(CF)	✓	✓	✓	✓	
E10-0086	10 x 10 x 6	7 x 7	AL(CF)		✓	✓	✓	
E10-0076	12 x 12x 6	10 x 10	CS	✓	✓	✓		
E10-0077	12 x 12x 6	10 x 10	SST	✓	✓	✓		
E10-0074	14 x 12 x 5	11 x 9	FG	✓		✓		
E10-0078	20 x 16 x 6	18 x 14	CS	✓	✓			
E10-0079	20 x 16 x 6	18 x 14	SST	✓	✓			
E10-0075	20 x 18 x 9	17 x 15	FG	✓		✓		
E10-0087	15 x 13 x 8	11 x 9	AL(CF)					✓
E10-0085	15 x 13 x 8	11 x 9	AL(CF)	✓				✓
E10-0093	20 x 20 x 8	18 x 18	CS	✓	✓			
E10-0097	20 x 20 x 8	18 x 18	SST	✓	✓	✓		
E10-0098	22 x 18 x 9	19 x 15	FG	✓		✓		
E10-0101	24 x 20 x 8	22 x 18	CS	✓	✓			
E10-0100	24 x 20 x 8	22 x 18	SST	✓	✓	✓		
E10-0106	24 x 24 x 8	22 x 22	CS	✓	✓	✓		
E10-0107	24 x 24 x 8	22 x 22	SST	✓	✓	✓		
E10-0108	30 x 24 x 8	28 x 22	CS	✓	✓	✓		
E10-0109	30 x 24 x 8	28 x 22	SST	✓	✓	✓		

AVAILABLE DIN RAILS

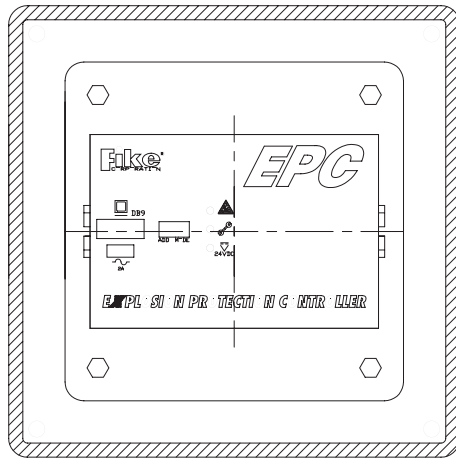
P/N	Length (in.)
10-2535	6
10-2536	8
10-2537	12
10-2549	16
10-2557	20

Modules	L x H x D	Batteries	L x H x D	Transformer	L x H x D
EPC:	7.7 x 5.2 x 2.3	7.2 AH	5.9 x 2.6 x 4	120/240	3.8 x 5.3 x 3.5
PSU:	8.2 x 5.2 x 2.9	12 AH	5.9 x 3.9 x 4		
RC8:	4.8 x 4.9 x 2.1	18 AH	7.2 x 3 x 6.6		
AM:	4.8 x 5.2 x 2.3	33 AH	7.8 x 5.2 x 7.4		
		44 AH	7.8 x 6.9 x 6.5		
		75 AH	10.3 x 6.9 x 8.8		

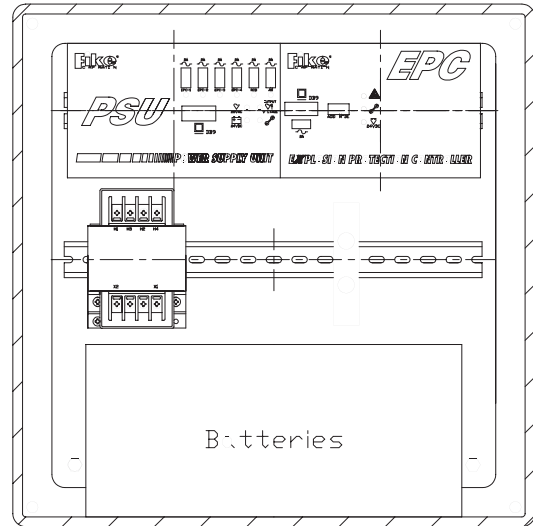
Note:

Pictures of enclosures are for reference only. Actual enclosures may differ. Dimensions are nominal Contact Fike for more information.

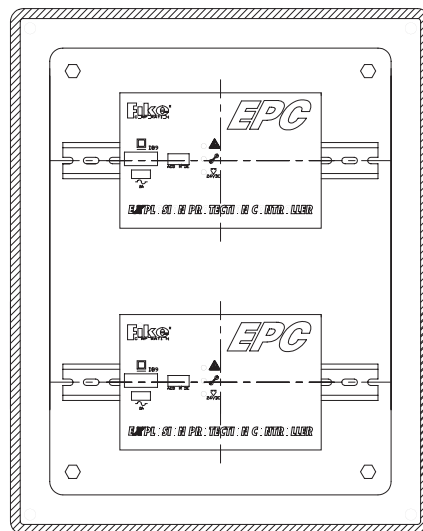
SAMPLE LAYOUTS*



E10-0076, E10-0077

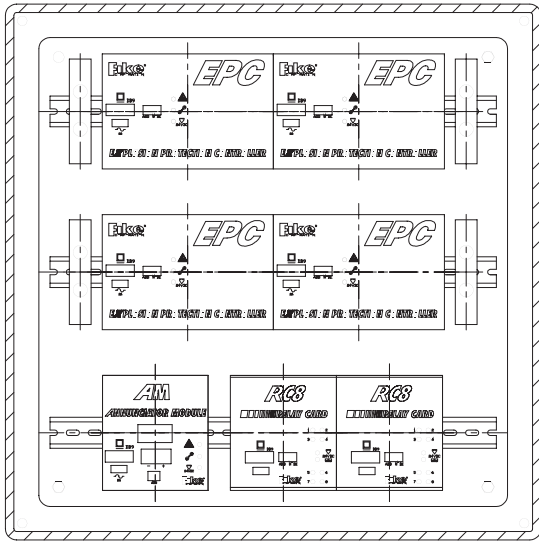


E10-0093, E10-0097

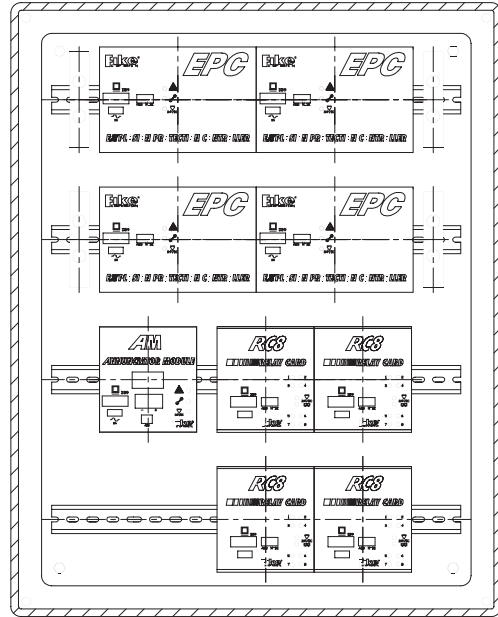


E10-0078, E10-0079

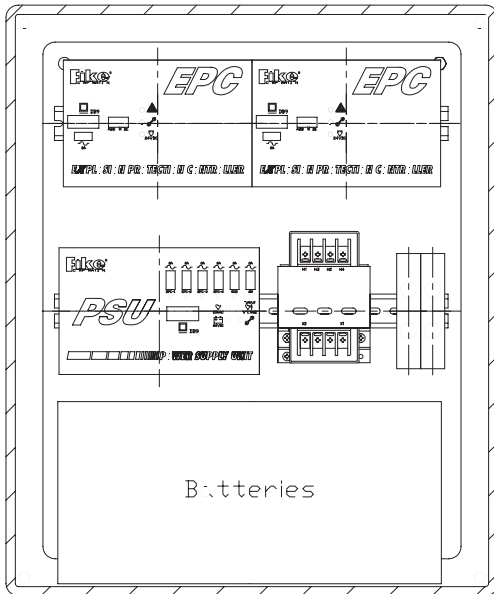
*Note: Part Numbers are for enclosures only.



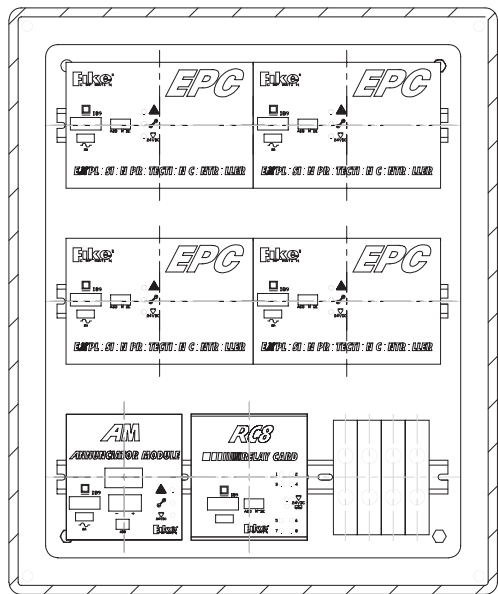
E10-0106, E10-0107



E10-0108, E10-0109



E10-0101, E10-0100



E10-0101, E10-0100